



District Report Card: 2017


State: Maharashtra	District: Satara
Class: 5	Subject: Language
Schools: 61	Students: 1393


Participation/Coverage


Students

GENDER 	Boys		Girls	
	Number	%	Number	%
	720	51.69	673	48.31

AREA 	Rural		Urban	
	Number	%	Number	%
	1114	79.97	279	20.03

CATEGORY 	SC		ST		OBC		GEN	
	Number	%	Number	%	Number	%	Number	%
	170	12.20	16	1.15	481	34.53	726	52.12

CWSN 	LD	VI	HI	S&LD	ID	Oth
	2	11	3	0	0	26

Management 	Government		Government-aided	
	Number	%	Number	%
	371	26.63	1022	73.37

Average Performance of Students in Language (%)

Overall	Gender		Area		Management		Social Group			
	Male	Female	Rural	Urban	Govt.	Aided	SC	ST	OBC	GEN
68.18	65.27	71.30	69.16	64.28	77.66	64.74	64.90	64.58	67.03	69.80

Performance on Learning Outcomes (LOs)

Learning Outcomes	Description	Average Performance(%)
L504	Reads and comprehends independently storybooks, news items/ headlines, advertisements etc.	66.36
L508	Reads text with comprehension, locates details and sequence of events	69.10

Range of Performance of Students who Answered Correctly							
Below 30%		30% - 50%		50% - 75%		Above 75%	
Number	%	Number	%	Number	%	Number	%
97	6.96	233	16.73	472	33.88	591	42.43

Lowest Performing Learning Outcomes (LOs)

- 1 - Reads and comprehends independently storybooks, news items/ headlines, advertisements etc. (66.36)
- 2 - Reads text with comprehension, locates details and sequence of events (69.10)